



# FIBERGLASS DOORS

# BUILT FOR THE CANADIAN CLIMATE

Unsurpassed vertical integration and ISO 9001 / ISO 14000 monitored manufacturing processes help support the R&D team.

- **High impact** compression moulded fiberglass skins are “weatherproof” and will not delaminate, corrode, mold or mildew. Nan Ya fiberglass doors also do not dent, rust, warp, crack, split, splinter, or rot and are very easy to keep clean.
- **Waterproof composite stiles** and rails are sealed and beautifully finished to protect all edges of the door from moisture penetration which could harm the inner insulation. The composite material will not delaminate or splinter and boasts twice the screw-holding capacity of typical wood-edge doors. The top and bottom rails are also composite components that prevent water seepage, are easy to trim and pre-machined to accommodate the bottom weather sweep. This patented innovation protects every Designer Arch fiberglass door from moisture infiltration.
- **Full-length lock block** and more internal structure than any door of its kind in North America. This structural reinforcement also ensures added security against forced entry and provides incomparable stability.
- **Guaranteed;** Nan Ya backs every door with a 25 year limited manufacturer’s warranty. Not only do they stand behind any manufacturing defects, they also warrant against ‘thermal bow’.



# FIBERGLASS DOOR SLABS

Specifically designed to withstand the harsh Canadian climate.

**Exceptional Security**  
Our full-length steel reinforced wood lock block offers exceptional security while allowing for a range of hardware mounting options.

**Energy Efficiency**  
Filled with an insulating core of 100% CFC-free polyurethane foam, providing an excellent R rating, while bonding the two door skins together.

**Performance**  
Rigid structure prevents bowing and warping in extreme temperatures. The fiberglass skins are resistant to dents, dings, splintering, and corrosion.

**Completely Waterproof**  
Our full-length composite stiles and rails provide complete waterproofing for the door's insulation. These stiles will not splinter like wood or delaminate like steel.

Composite Stile  
LVL Reinforcing  
Steel Reinforcing

CFC-Free Polyurethane Core  
• Environmentally friendly - 100% CFC-free  
• Rigid core to provide dimensional stability  
• 6x more energy efficient than wood doors

Deeper Embossing Panel

Pre-pigmented smooth white skin requires no painting and will not yellow

Composite Rail

25 Limited  
YEAR Manufacturer's  
Warranty




**Smooth white pre-pigmented fiberglass doors** have a warm white finish to match the composite frame and require no painting. The doors will accept an array of paint colours to match the decor of your home.

**Woodgrain textured fiberglass doors** have a realistic rich appearance requiring paint or stain.

**Brushed Grain White**  
The beautiful graining on this door can be painted or stained to match your décor.

**Smooth White:**




Smooth Skin

**Brushed Grain White:**




Brushed Grain


**Textured Woodgrain Options:**



Rustic Mahogany



Teak



Oak

# 1/2 LITE

TO ACCEPT 22" X 36" GLASS OF YOUR CHOOSING



WG68



SG62



SG28



<b>Width</b>	2/8, 2/10, 3/0
<b>Height</b>	6/8, 8/0 (n/a in 2/10)

<b>Width</b>	2/8, 2/10, 3/0
<b>Height</b>	6/8

## NEULITE / TEXTURED



WG23



SG23



SG27

<b>NEULITE / TEXTURED</b>	
<b>Width</b>	2/8, 2/10, 3/0
<b>Height</b>	6/8

<b>NEULITE</b>	
<b>Width</b>	2/8, 2/10, 3/0
<b>Height</b>	6/8

## SMOOTH WHITE

The Designer Arch smooth white fiberglass door combines pre-pigmented door skins with composite stiles and rails, leaving no exposed wood. The maintenance-free door requires no painting and carries a 25 year limited manufacturer's warranty.

## TEXTURED SERIES

The strength of fiberglass with the beauty and warmth of wood and the highest standard of performance. Stain or paint these fiberglass doors to achieve your individual look.

# 3/4 LITE

TO ACCEPT 22" X 48" GLASS OF YOUR CHOOSING



WG25

SG25

<b>Width</b>	2/8, 2/10, 3/0
<b>Height</b>	6/8



WG49

SG49

<b>Width</b>	2/8, 2/10, 3/0
<b>Height</b>	6/8

## BEADING

Flush glazed fiberglass slabs feature sleek lines, providing the perception of a more enhanced viewing area. Smooth white or oak woodgrain slabs are consistent from door edge to glass, incorporating the glass directly into the door and creating a look that is clean and uninterrupted.

The slab is manufactured as a one-piece open and beaded mould with glass installed directly into the door slab during the assembly process. The flush glazing keeps the unit water and weather resistant for years to come.



Neulite Flush Glazed Glass Frame - Smooth White & Brushed Grain.



O&B Flush Glazed Glass Frame - Textured Series.



WG24

SG24


### NEULITE / TEXTURED

<b>Width</b>	2/8, 2/10, 3/0
<b>Height</b>	6/8

# FULL LITE

6/8 HT: TO ACCEPT 20"/22"/26" X 64" GLASS OF YOUR CHOOSING

8/0 HT: TO ACCEPT 20"/22"/26"/30" X 80" GLASS OF YOUR CHOOSING



WG00

SG00

FLUSH	WG00	SG00
Width	2/6, 2/8, 2/10, 3/0, 3/6	2/6, 2/8, 2/10, 3/0, 3/6
Height	6/8, 8/0	6/8, 8/0



WG12

SG10

O&B / NEULITE	WG12	SG10
Width	2/6, 2/8, 2/10, 3/0, 3/6	2/6, 2/8, 2/10, 3/0, 3/6
Height	6/8, 8/0 (N/A 2/6)	6/8, 8/0 (N/A 2/6)



BG15



Brushed White  
Flush Glazed Detail

BRUSHED NEULITE	BG15
Width	2/6, 2/8, 2/10, 3/0
Height	6/8

# NARROW LITE

6/8 HT: TO ACCEPT 8" X 64" GLASS OF YOUR CHOOSING  
8/0 HT: TO ACCEPT 8" X 80" GLASS OF YOUR CHOOSING



SG11

## SMOOTH WHITE

Width	2/8, 2/10, 3/0, 3/6
Height	6/8, 8/0

# 4 LITE

6/8 HT: TO ACCEPT 22-13/16" X 4-11/16" GLASS OF YOUR CHOOSING



SG14



Neulite Detail

## SMOOTH WHITE

Width	2/8, 2/10, 3/0
Height	6/8


# CRAFTSMAN

TO ACCEPT 22" X 16" GLASS OF YOUR CHOOSING



## CONTEMPORARY CRAFTSMAN

Width	2/8, 2/10, 3/0
Height	6/8



FG-CRAFT



SG-CRAFT

# SHAKER

COLLECTION



## 3 LITE SOLID

Sharp and sleek contemporary design complements today's home decor trends.

High-definition embossed panels provide deep and vivid shadow lines. The rich, elegant Fir grain pattern makes painting and staining a breeze.

Width	2/8, 2/10, 3/0
Height	6/8



FG30



SG30

# TEXTURED

COLLECTION



## MAHOGANY WOODGRAIN

	RG12	RG22
<b>Width</b>	3/0	3/0
<b>Height</b>	6/8	6/8, 8/0



RG12



RG22

# TEXTURED

## COLLECTION



### MODERN TEAK

	TG99	TG00
<b>Width</b>	2/8, 2/10, 3/0	2/8, 2/10, 3/0, 3/6
<b>Height</b>	6/8	6/8, 8/0

	TG9930 LTOAK	TG9930 MEDOAK
<b>Width</b>	3/0	3/0
<b>Height</b>	6/8	6/8



TG99



TG9930 LTOAK



TG9930 MEDOAK



TG00

## LANGLEY

Richersons Distribution

[richersonsdoors.com](http://richersonsdoors.com)

T 1-604-882-1080

F 1-604-882-1086

## CALGARY

West Four Distribution

[westfourdistribution.com](http://westfourdistribution.com)

T 1-833-512-0666

F 1-403-204-7665

## SASKATOON

West Four Distribution

[westfourdistribution.com](http://westfourdistribution.com)

T 1-833-512-0666

F 1-403-204-7665

## WINNIPEG

West Four Distribution

[westfourdistribution.com](http://westfourdistribution.com)

T 1-833-512-0666

F 1-403-204-7665

## TORONTO

Richersons Distribution

[richersonsdoors.com](http://richersonsdoors.com)

T 1-604-882-1080

F 1-604-882-1086



---

**WEST FOUR**  
Distribution